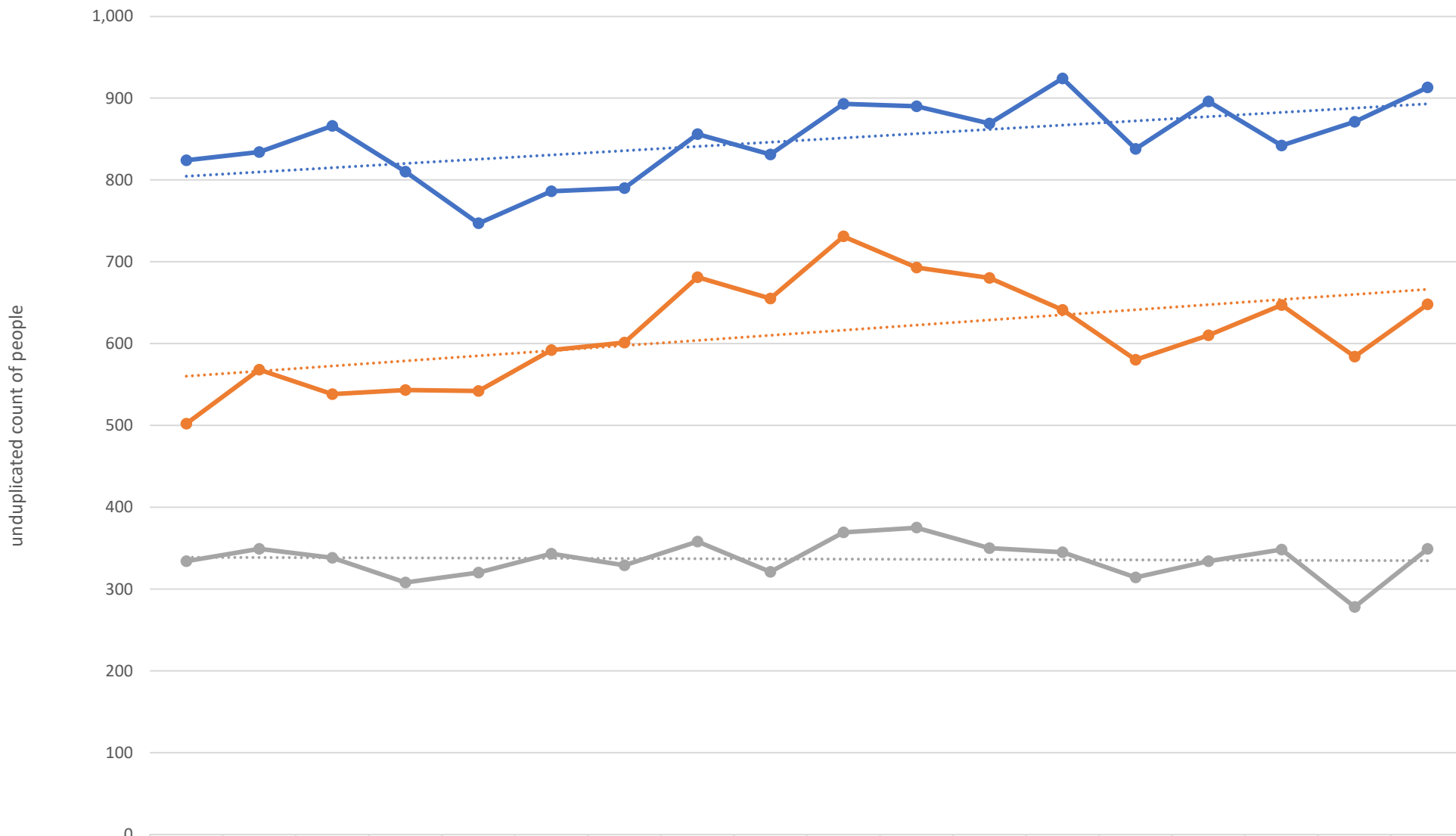




North Sound Crisis System Dashboard

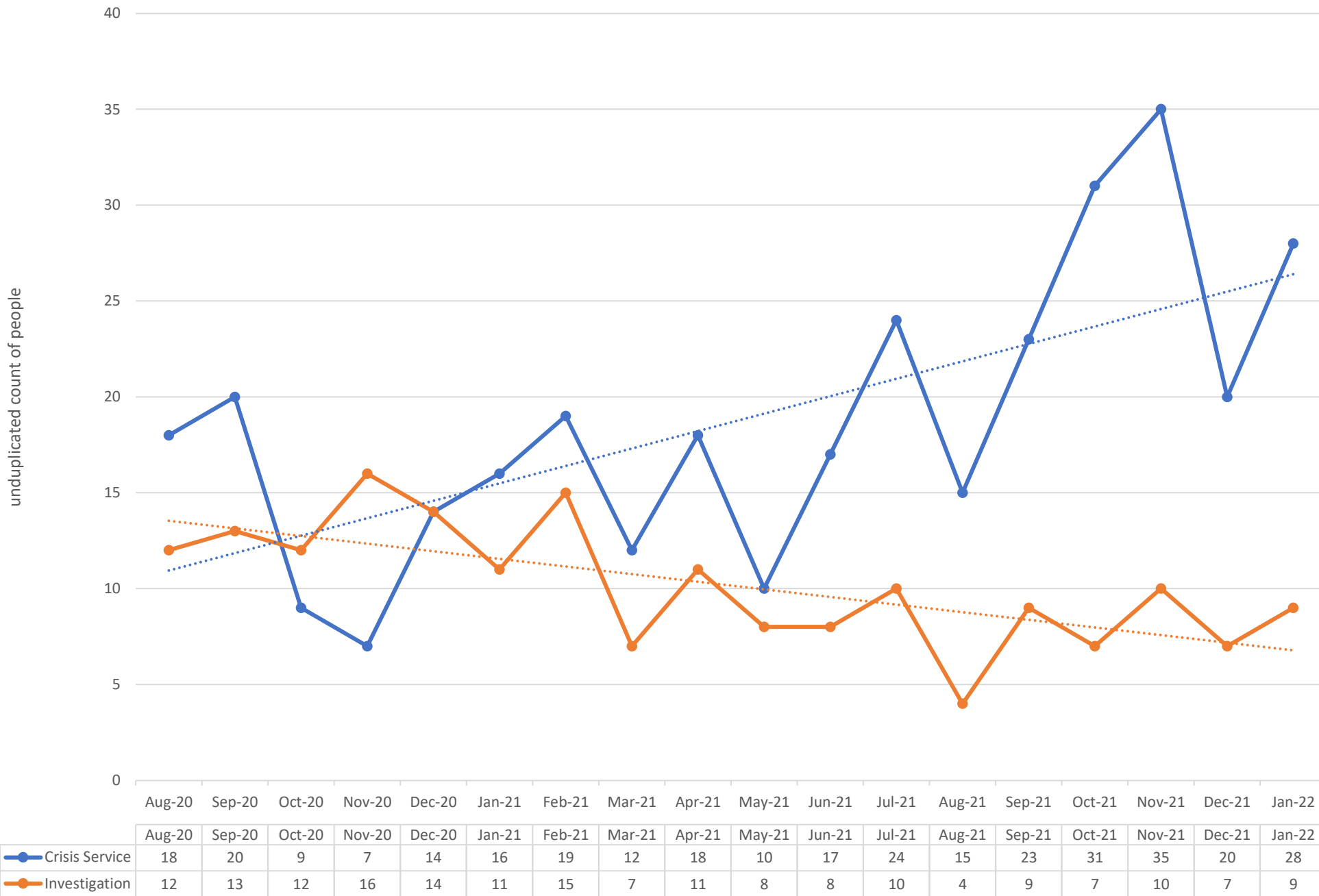
Page 2	Unduplicated People receiving a crisis system service
Page 3	Island - Unduplicated People receiving a crisis system service
Page 4	San Juan - Unduplicated People receiving a crisis system service
Page 5	Skagit - Unduplicated People receiving a crisis system service
Page 6	Snohomish - Unduplicated People receiving a crisis system service
Page 7	Whatcom - Unduplicated People receiving a crisis system service
Page 8	Region Designated Crisis Responder (DCR) Investigations
Page 9	Region DCR Investigation Referral Sources
Page 10	Region DCR Investigation Outcomes

Unduplicated People receiving a crisis system service

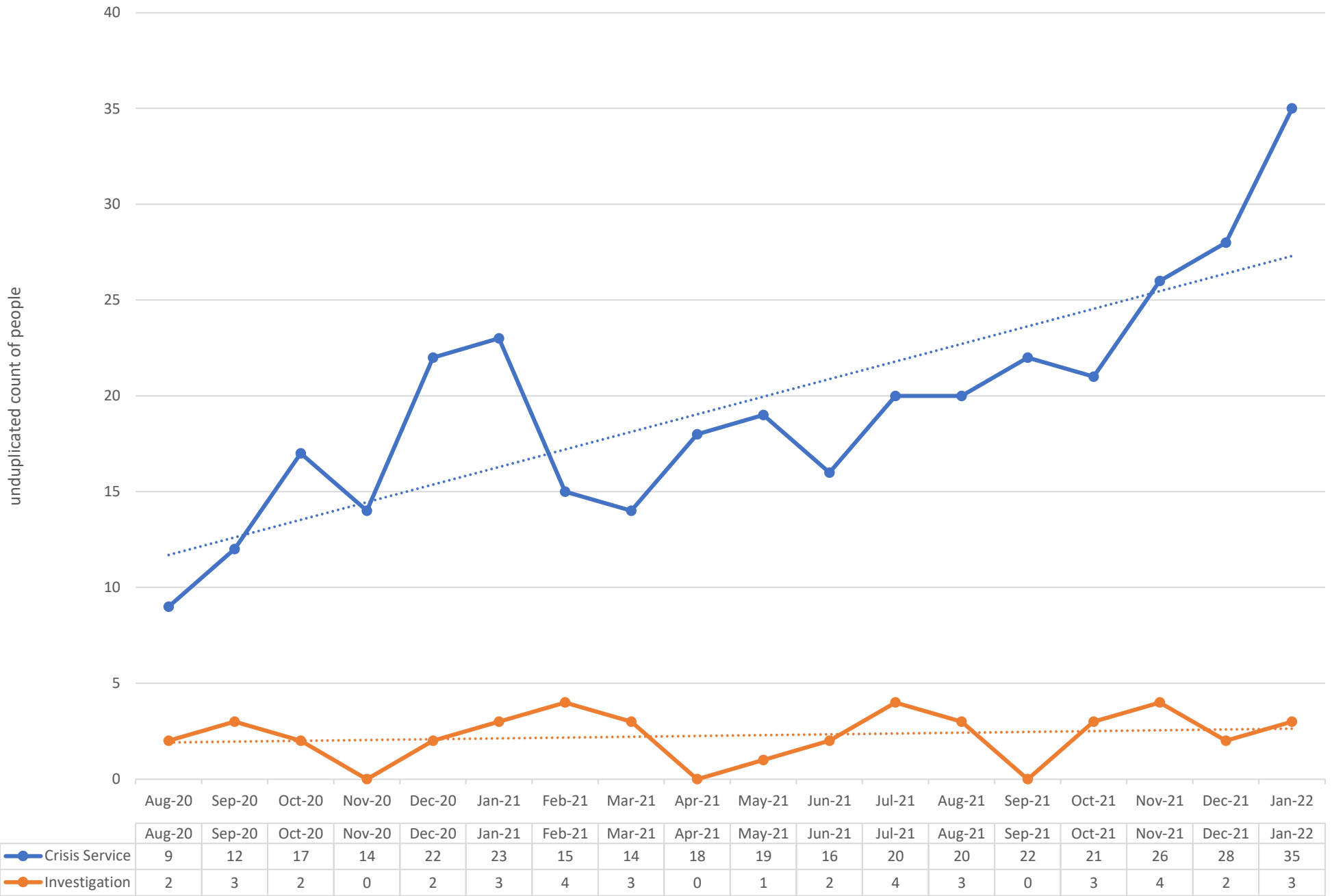


	Aug-20	Sep-20	Oct-20	Nov-20	Dec-20	Jan-21	Feb-21	Mar-21	Apr-21	May-21	Jun-21	Jul-21	Aug-21	Sep-21	Oct-21	Nov-21	Dec-21	Jan-22
● Crisis Call	824	834	866	810	747	786	790	856	831	893	890	869	924	838	896	842	871	913
● Crisis Service	502	568	538	543	542	592	601	681	655	731	693	680	641	580	610	647	584	648
● Investigation	334	349	338	308	320	343	329	358	321	369	375	350	345	314	334	348	278	349

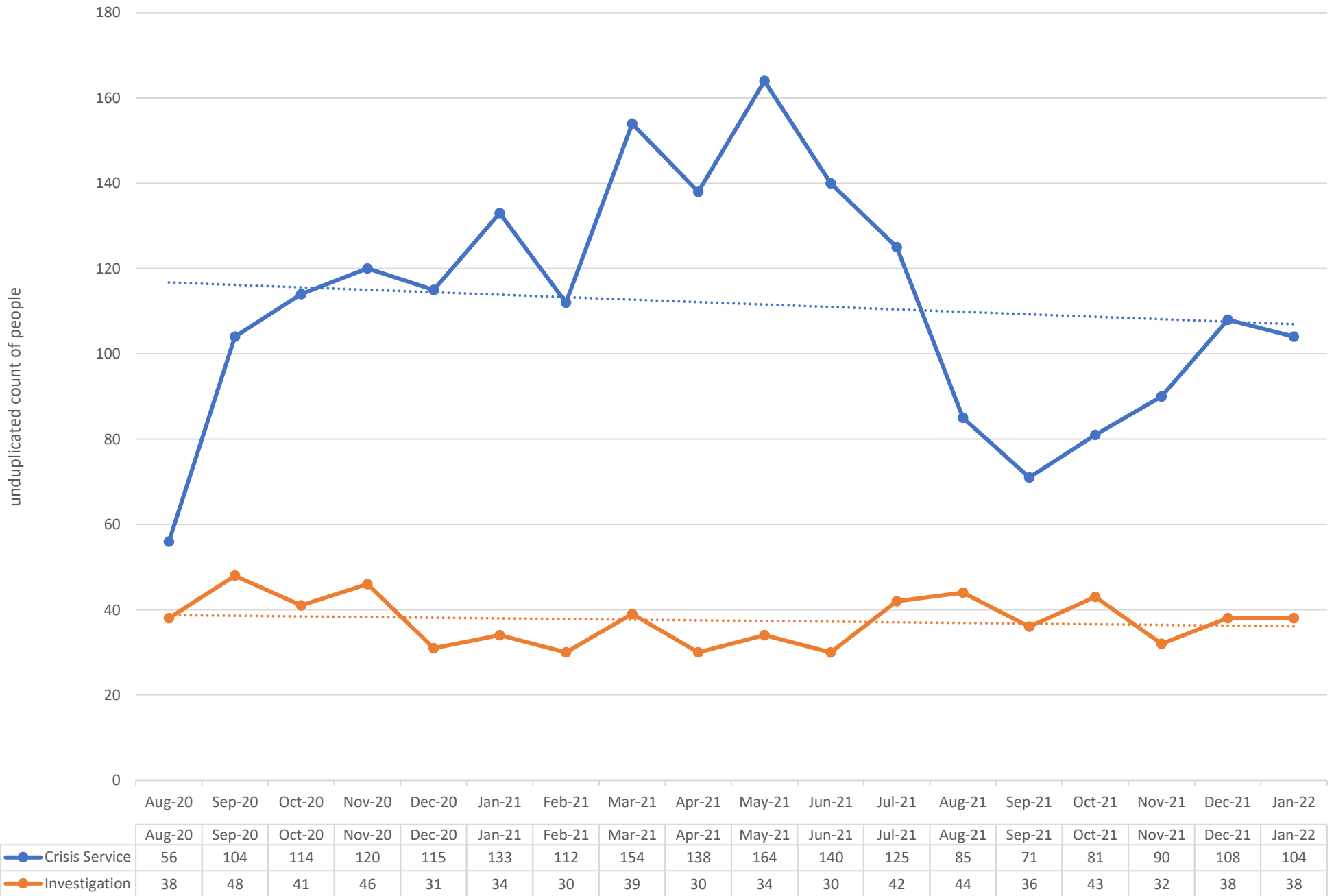
Island - Unduplicated People receiving a crisis system service



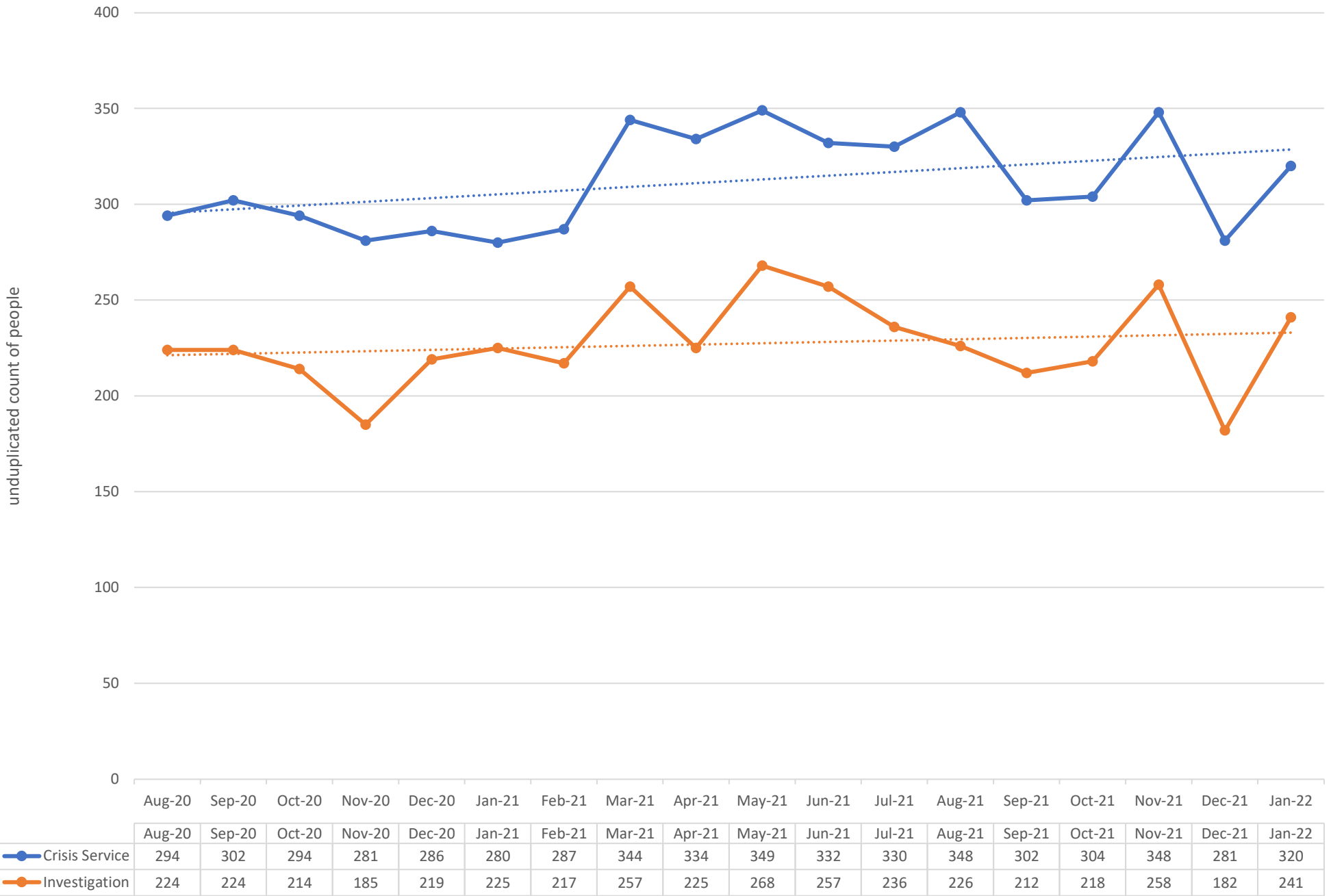
San Juan - Unduplicated People receiving a crisis system service



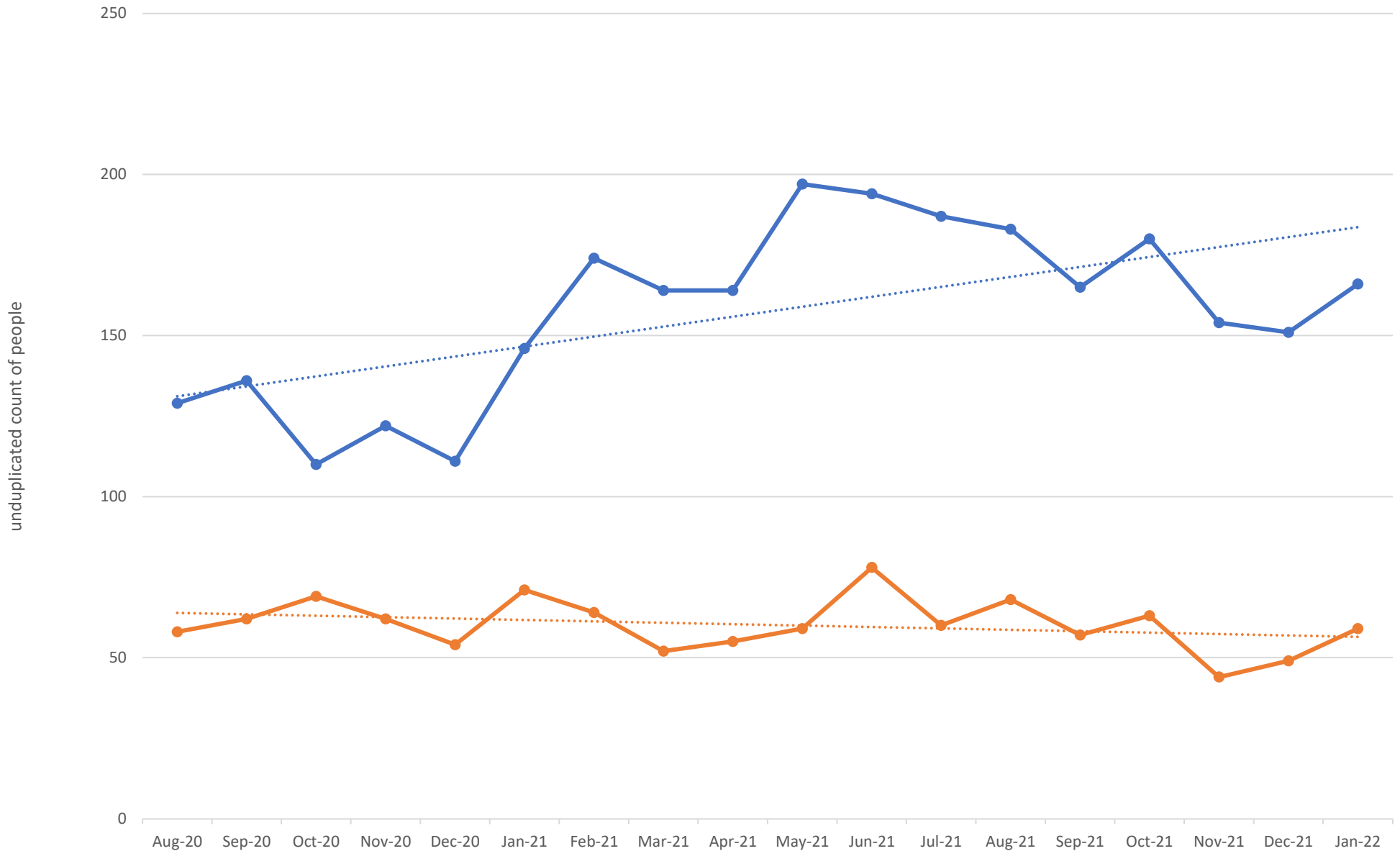
Skagit - Unduplicated People receiving a crisis system service



Snohomish - Unduplicated People receiving a crisis system service

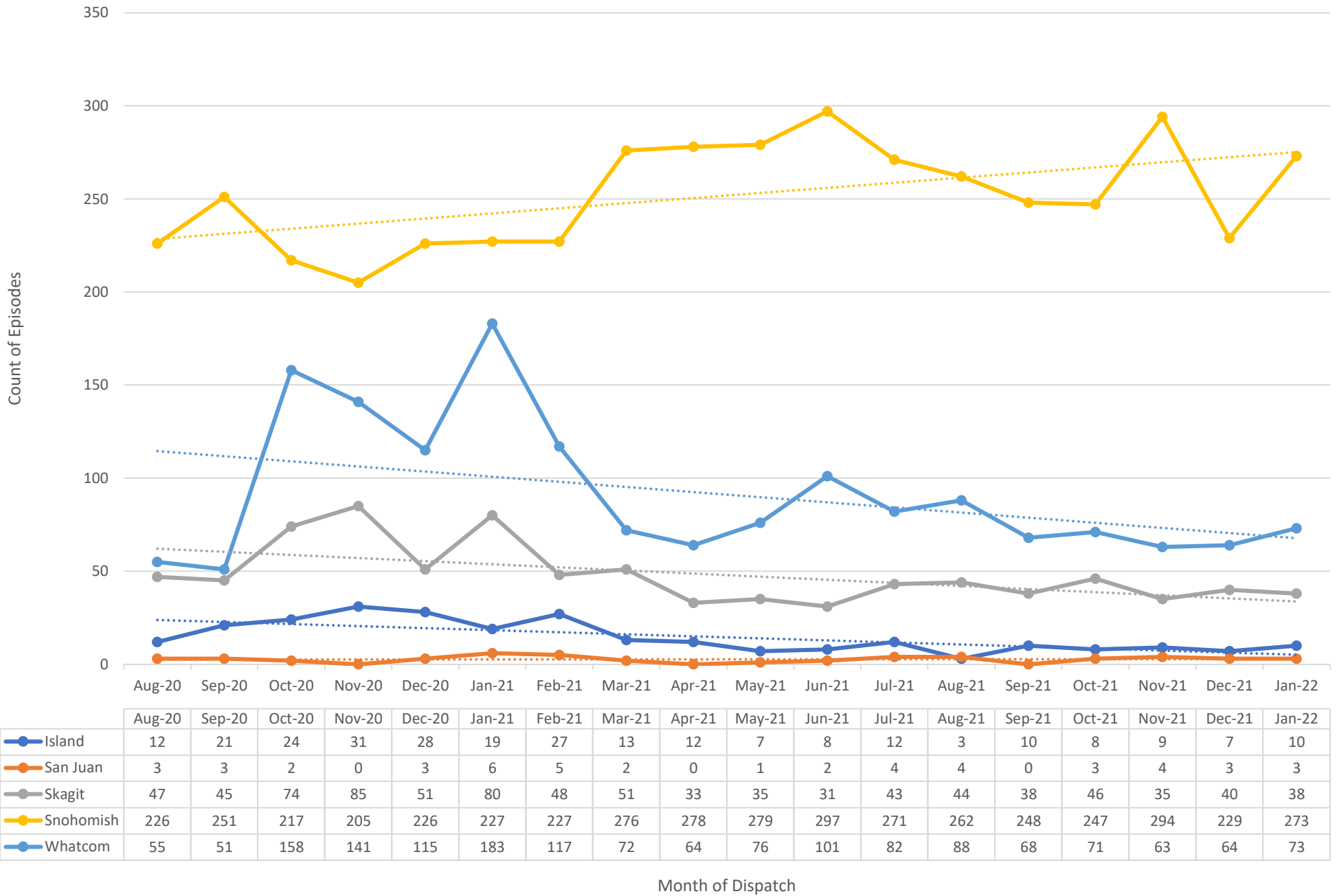


Whatcom - Unduplicated People receiving a crisis system service

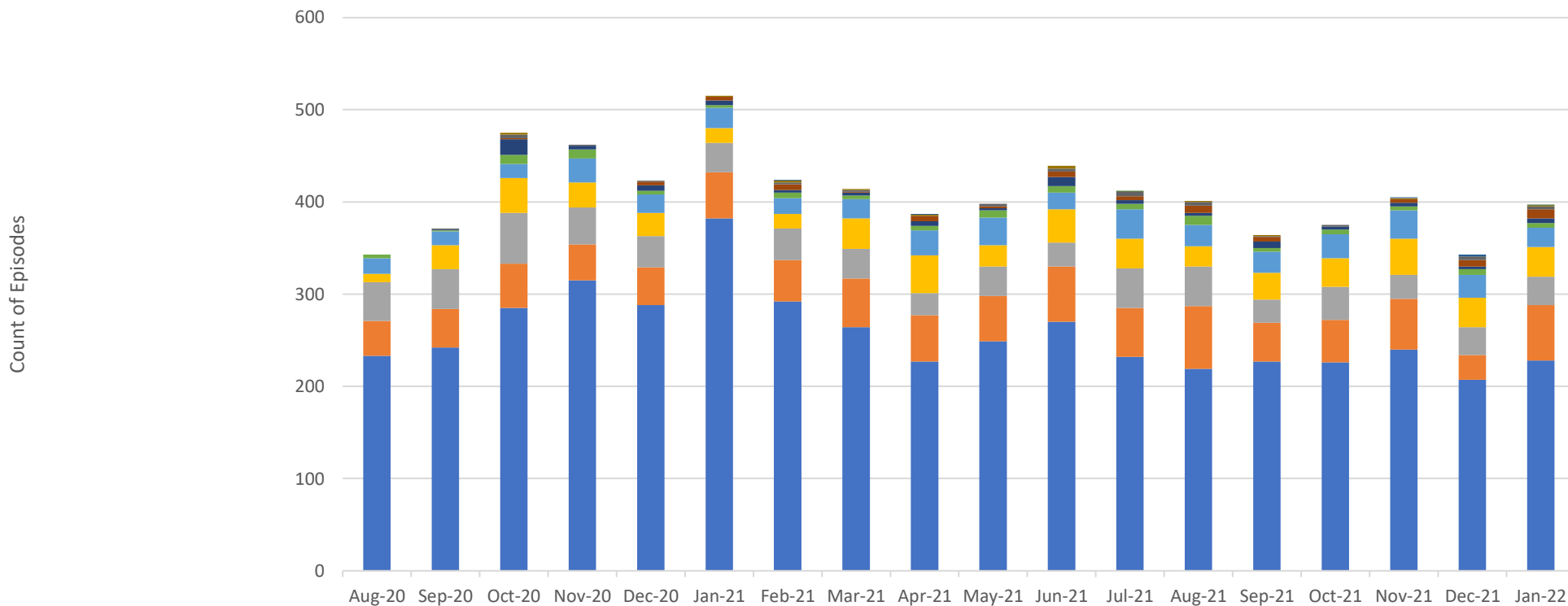


	Aug-20	Sep-20	Oct-20	Nov-20	Dec-20	Jan-21	Feb-21	Mar-21	Apr-21	May-21	Jun-21	Jul-21	Aug-21	Sep-21	Oct-21	Nov-21	Dec-21	Jan-22
Crisis Service	129	136	110	122	111	146	174	164	164	197	194	187	183	165	180	154	151	166
Investigation	58	62	69	62	54	71	64	52	55	59	78	60	68	57	63	44	49	59

Region Designated Crisis Responder (DCR) Investigations



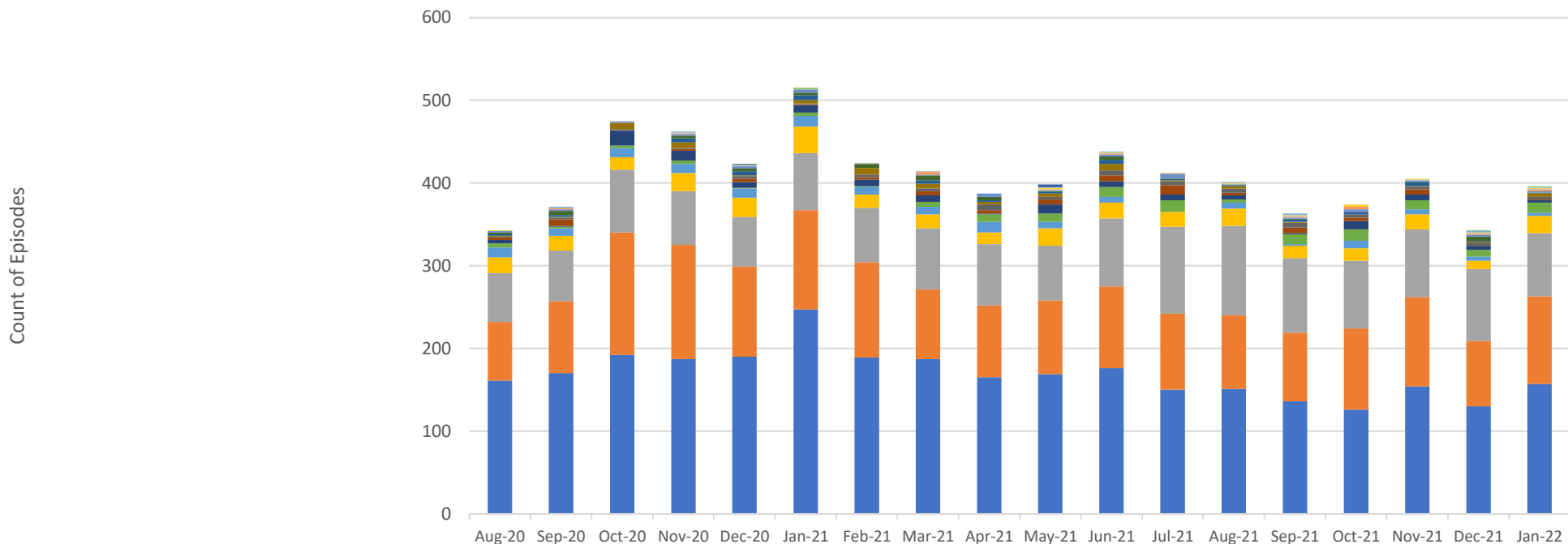
Region DCR Investigation Referral Sources



	Aug-20	Sep-20	Oct-20	Nov-20	Dec-20	Jan-21	Feb-21	Mar-21	Apr-21	May-21	Jun-21	Jul-21	Aug-21	Sep-21	Oct-21	Nov-21	Dec-21	Jan-22
Impact Team Law Enforcement Referral	0	0	0	0	0	0	0	0	0	0	0	1	0	0	0	0	0	1
School	0	0	0	0	0	0	1	0	1	0	0	0	0	0	0	1	2	0
Referral from MCR to DCR	0	0	2	0	0	1	2	1	1	0	3	0	1	1	0	1	0	1
Community	0	1	4	1	1	0	2	2	0	3	3	5	4	1	2	0	4	3
Legal Representative	0	0	1	0	4	4	6	1	6	2	6	4	8	5	0	4	7	10
Social Service Provider	0	1	17	4	6	5	3	3	5	2	10	4	3	7	3	4	3	5
Care Facility	4	1	10	10	4	3	6	4	5	8	7	6	10	4	5	4	6	5
Professional	17	15	15	26	20	22	17	21	27	30	18	32	23	23	26	31	25	21
Other	9	26	38	27	25	16	16	33	41	23	36	32	22	29	31	39	32	32
Law Enforcement	42	43	55	40	34	32	34	32	24	32	26	43	43	25	36	26	30	31
Family	38	42	48	39	41	50	45	53	50	49	60	53	68	42	46	55	27	60
Hospital	233	242	285	315	288	382	292	264	227	249	270	232	219	227	226	240	207	228

Month of Dispatch

Region DCR Investigation Outcomes



	Aug-20	Sep-20	Oct-20	Nov-20	Dec-20	Jan-21	Feb-21	Mar-21	Apr-21	May-21	Jun-21	Jul-21	Aug-21	Sep-21	Oct-21	Nov-21	Dec-21	Jan-22
Referred to chemical dependency residential program	0	0	0	0	1	0	0	0	0	3	0	0	0	0	0	0	0	0
Petition filed for outpatient evaluation	0	0	0	0	1	2	0	0	0	0	0	0	0	0	0	0	1	1
Referred to chemical dependency intensive outpatient program	0	1	0	1	0	0	0	0	0	1	1	0	1	2	0	0	2	1
Referred to chemical dependency inpatient program	1	0	0	0	0	0	0	0	0	2	1	0	1	1	3	1	1	1
Referred to acute detox	0	0	2	1	1	0	1	1	0	1	1	0	1	1	0	1	1	1
Referred to sub acute detox	0	2	0	1	0	0	0	3	0	0	1	1	0	1	3	0	1	2
Filed petition - recommending LRA extension.	2	2	1	2	2	4	0	1	4	1	2	5	0	1	3	1	2	2
No detention - E&T provisional acceptance did not occur within statutory timeframes	2	5	0	3	4	3	5	6	4	1	4	1	1	1	0	1	5	1
Detention to Secure Detox facility (72 hours as identified under 71.05)	2	2	0	5	5	6	0	4	2	2	5	2	1	3	3	5	1	0
No detention - Unresolved medical issues	1	1	7	7	1	4	8	6	3	4	8	1	3	1	0	1	1	4
Referred to crisis triage	1	2	2	1	3	1	3	3	7	3	6	5	5	6	4	3	5	3
Non-emergent detention petition filed	3	8	0	2	4	1	3	5	4	6	7	11	3	7	4	6	0	1
Referred to non-mental health community resources.	4	1	18	12	7	9	8	8	1	11	7	7	5	1	10	7	4	3
Did not require MH or CD services	5	2	3	4	1	4	1	6	9	10	12	14	4	12	14	11	8	12
Returned to inpatient facility/ filed revocation petition.	12	9	11	11	11	13	9	9	13	8	7	0	7	2	9	6	5	4
Referred to voluntary inpatient mental health services.	19	18	15	22	23	32	16	17	14	21	19	18	21	15	15	18	10	21
Other	59	61	76	65	60	69	66	74	74	66	82	105	108	90	82	82	87	76
Referred to voluntary outpatient mental health services.	71	87	148	138	109	120	115	84	87	89	99	92	89	83	98	108	79	106
Detention (72 hours as identified under the Involuntary Treatment Act, RCW 71.05).	161	170	192	187	190	247	189	187	165	169	176	150	151	136	126	154	130	157

Month of Dispatch